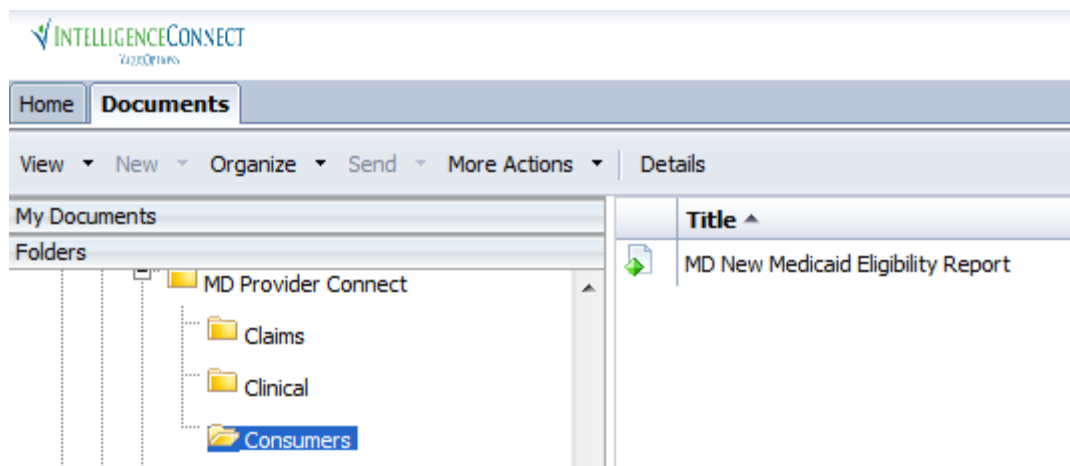


**PROVIDER ALERT
NEW MEDICAID ELIGIBILITY REPORT
JULY 22, 2015**

**This replaces the PROVIDER ALERT issued July 20, 2015 entitled:
ELIGIBILITY RE-DETERMINATION REPORTS (the attached report is not a Medicaid eligibility re-
determination report)**

ValueOptions is pleased to reinstate the New Medicaid Eligibility Report to identify individuals with new Medicaid eligibility effective within the prompted date range. An open authorization with your organization is required to be included in this report.

The report has been posted as shown below to the IntelligenceConnect system:



A redacted sample of this report has been included on the following page. A tip sheet has also been added to assist with navigating and running the reports.

Questions and IntelligenceConnect access requests can be submitted to the ValueOptions E-Help Desk 888-247-9311 from 8am-6pm EST.

New Medicaid Eligibility Report

327916 INSTITUTES FOR BEHAVIOR RESOURCES I

New MA eligibility between: 5/1/2015 and 6/30/2015

Report Description/Data Source

This report identifies individuals with new MA eligibility effective within the prompted date range. An open authorization with your organization is required to be included in this report.

**** CONFIDENTIAL ****

MEMBER#	MEMBER NAME	ADDRESS	ADDRESS2	CITY	ST	ZIP	HOME PHONE	EFF DATE
VENDOR#	A990744							
M500406924			AVE		MD			5/1/2015
M500160916			ST		MD			5/1/2015

* This report contains information that is privileged and confidential, the disclosure of which is governed by applicable law. If you are not the intended recipient of this report, you are hereby notified that any dissemination, distribution, use or copying of this information is STRICTLY PROHIBITED. If you have received this information by error, please notify the owner immediately and destroy or return the report.

Report Run Date: 06/04/15

Using Intelligence Connect

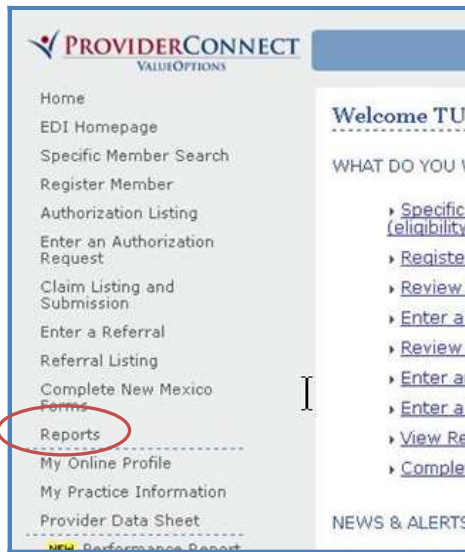
“User Cheat Sheet” – June 2015

Concept

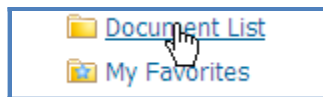
Intelligence Connect is software that runs inside a browser (I.E. 6+). It is a central location to run, schedule, export, and configure reports.

Log On and Get Reports

1. Log into Client Connect or Provider Connect
2. Click the Reports Link



3. For the Report List, click the **Document List** button (or link)



Intelligence Connect Gotchas!

- Avoid running reports with large date ranges to improve efficiency
- Reports are delivered via the Internet. Sometimes network traffic may slow delivery.
- Answer *all* your parameters, when presented, to avoid blank reports.

Scheduling and Parameters

1. Right Click a report name
2. Choose **Schedule**



3. Configure your report to suit your needs.
4. Click the **Schedule Button** when finished with configuration.



Configuration Notes



Parameters—Click the Edit button for each parameter and choose from the options.

Recurrence—set a pattern to distribute the report, or run it “now”.

Format – Change the report Format. Popular settings include PDF, MS Excel, or CSV.

Destination—Save locally or send to multiple Email account, etc.

Intelligence Connect Questions can be directed to the E-Help Desk

888-247-9311

8am – 6pm EST